

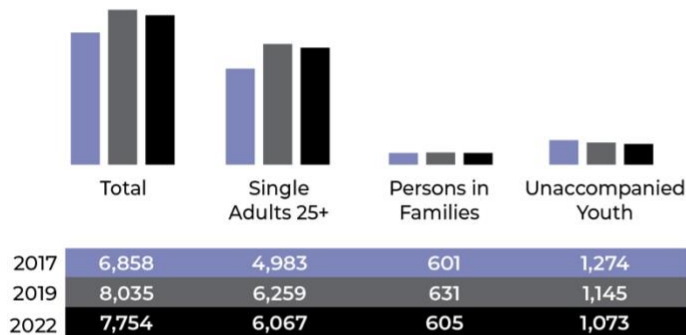
# SAN FRANCISCO

## 2022 HOMELESS POINT-IN-TIME COUNT & SURVEY

Every two years, during the last 10 days of January, communities across the country conduct comprehensive counts of the local homeless populations in order to measure the prevalence of homelessness in each local Continuum of Care.

The 2022 City and County of San Francisco Point-in-Time Count was a community-wide effort conducted on February 23rd, 2022. San Francisco was canvassed by teams of volunteers. In the weeks following the street count, a survey was administered to 768 unsheltered and sheltered homeless individuals in order to profile their experiences and characteristics.

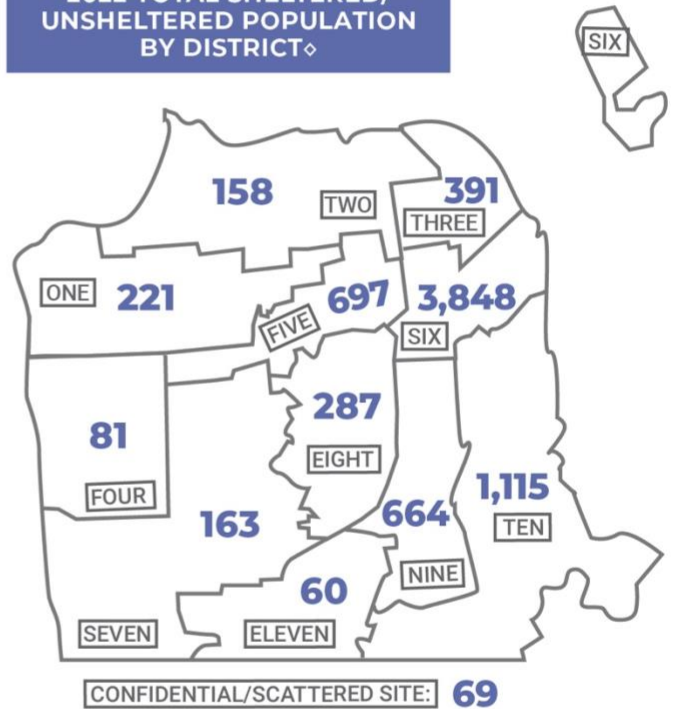
### 2017-2022 HOMELESS COUNT POPULATION



### 2022 SHELTERED/ UNSHELTERED POPULATION



### 2022 TOTAL SHELTERED/ UNSHELTERED POPULATION BY DISTRICT



### HOUSEHOLD BREAKDOWN

#### SINGLE ADULTS



#### FAMILIES



#### UNACCOMPANIED MINORS



### AGE



### LGBTQ+ STATUS



### SELECT POPULATIONS\*

#### CHRONICALLY HOMELESS



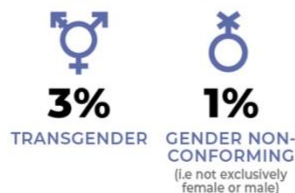
#### VETERANS



#### UNACCOMPANIED YOUTH



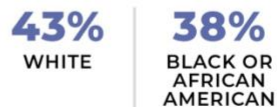
### GENDER



### ETHNICITY



### RACE



### COVID-19



### RESIDENCE PRIOR TO HOMELESSNESS



### AGE AT FIRST EPISODE OF HOMELESSNESS



### FIRST EPISODE OF HOMELESSNESS



### DURATION OF CURRENT EPISODE OF HOMELESSNESS



### PRIMARY CAUSE OF HOMELESSNESS+

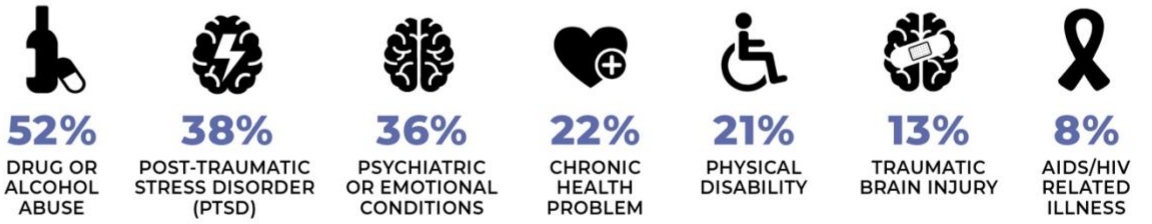


### OBSTACLES TO PERMANENT HOUSING+



### SELF REPORTED HEALTH+

Current health conditions that may affect the housing stability or employment of those experiencing homelessness.



### DISABLING CONDITIONS



A disabling condition is defined by HUD as a developmental disability, HIV/AIDS, or a long-term physical or mental impairment that impacts a person's ability to live independently but could be improved with stable housing.

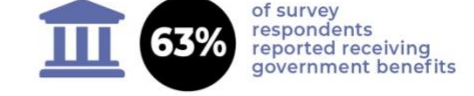
### LENGTH OF TIME IN SAN FRANCISCO



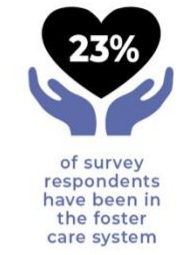
### JUSTICE SYSTEM INVOLVEMENT



### GOVERNMENT SERVICES AND ASSISTANCE



### FOSTER CARE



### BENEFITS CURRENTLY ACCESSING+ TOP 5 RESPONSES^



### \*SELECT POPULATION DEFINITIONS

**CHRONICALLY HOMELESS**  
An individual with one or more disabling conditions or a family with a head of household with a disabling condition who:  
» Has been continuously homeless for 1 year or more and/or;  
» Has experienced 4 or more episodes of homelessness within the past 3 years.

**VETERANS**  
Persons who have served on active duty in the Armed Forces of the United States. This does not include inactive military reserves or the National Guard unless the person was called up to active duty.

**FAMILIES**  
A household with at least one adult member (persons 18 or older) and at least one child member (persons under 18).

**UNACCOMPANIED YOUTH**  
Youth under the age of 18 and young adults between the ages of 18 and 24 years old who are experiencing homelessness and living without a parent or legal guardian.

+ Multiple response question, results may not add up to 100%.  
 Δ Only displaying top responses, all response data are available in full report.  
 ◇ The map displays data per 2012 Supervisorial District lines.  
 Note: Percentages may not add up to 100% due to rounding.  
 Note: Information on population counts, household breakdowns, age, select populations, gender, race, and ethnicity combine information from the PIT Survey and administrative data systems. All other data points reflect PIT Survey results.

For more information about the San Francisco Department of Homelessness and Supportive Housing and the efforts to address homelessness in San Francisco, please visit [HSH.SFGov.org](http://HSH.SFGov.org)  
 Source: Applied Survey Research, 2022, San Francisco Homeless Count & Survey, Watsonville, CA.