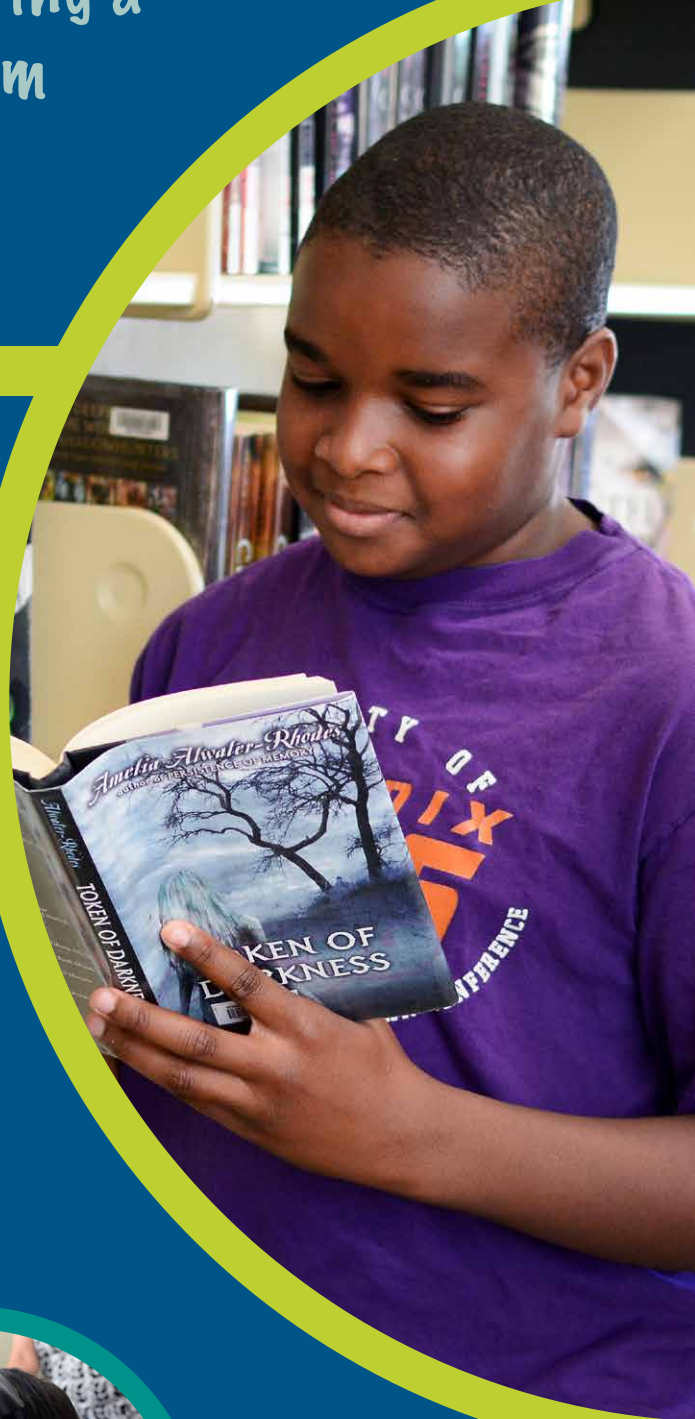


Children and youth are getting a
first-rate education from
cradle to career



FIRST RATE EDUCATION

A quality education lays the foundation for children and youth to become productive, contributing adults. Engagement in early education and proficiency in reading are both tied to positive educational outcomes.¹ High school graduation serves as a strong predictor of employment and adult earning potential.²

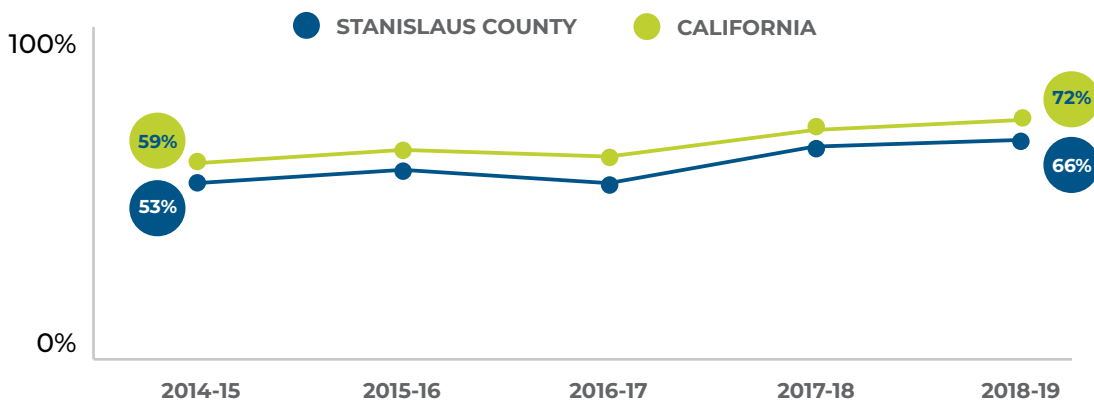




Proficiency in third grade reading and eighth grade math, are key education milestones that not only inform a child's trajectory towards remaining in school and on track to graduate, but also indicate their future earning potential and career success as adults.³

Achievement

PERCENTAGE OF STUDENTS THAT ARE AT OR NEAR 3RD GRADE READING STANDARD⁴

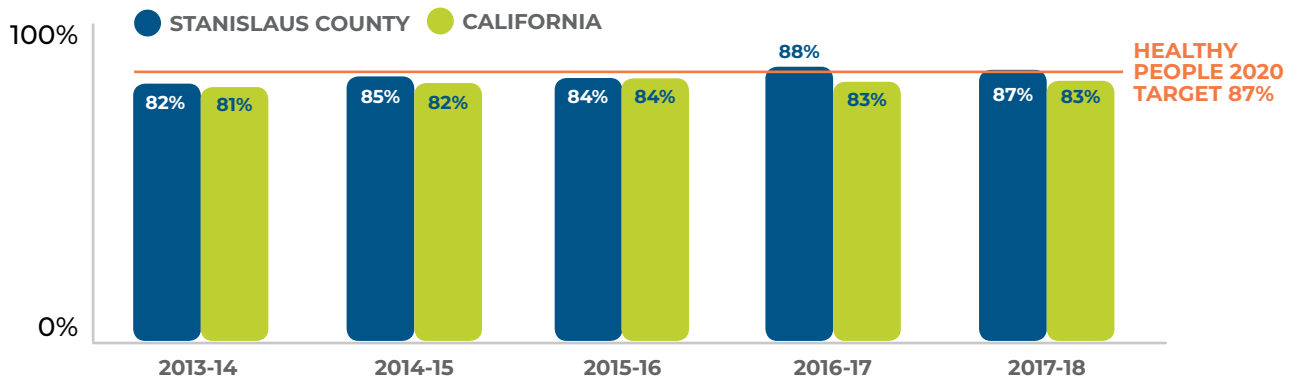


⁴3rd grade reading standard is a measurement of how well students understand stories and information that they read.

Note: Standards not met includes students who nearly met standards.

HIGH SCHOOL GRADUATION RATE⁵

COHORT[^] OUTCOME GRADUATION RATES



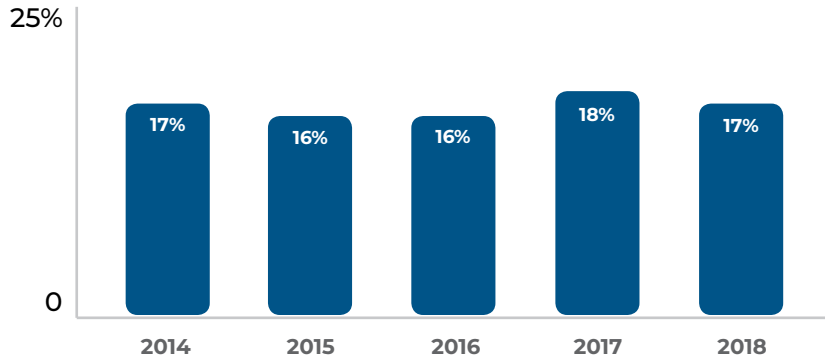
	2013-14	2014-15	2015-16	2016-17	2017-18
School District					
Ceres Unified	86.8%	89.3%	87.8%	85.9%	84.7%
Denair Unified	74.8%	82.6%	80.6%	100.0%	96.8%
Hughson Unified	93.8%	97.3%	95.9%	93.9%	95.4%
Modesto City High	84.3%	87.0%	87.7%	88.4%	87.0%
Newman-Crows Landing Unified	93.4%	98.5%	96.6%	97.2%	95.2%
Oakdale Joint Unified	92.0%	94.1%	93.1%	92.2%	87.6%
Patterson Joint Unified	89.2%	85.1%	88.9%	85.9%	87.5%
Riverbank Unified	80.5%	84.5%	90.0%	94.0%	91.1%
Turlock Unified	90.8%	94.4%	94.5%	94.7%	94.0%
Waterford Unified	93.3%	93.7%	94.9%	88.7%	91.4%
Ethnicity					
Hispanic/Latino	79.9%	82.6%	82.5%	83.3%	83.0%
White	85.7%	88.1%	86.7%	86.0%	86.1%

^ A cohort is a group of students that could potentially graduate during a four-year time period (grade 9 to grade 12).

EDUCATIONAL ATTAINMENT

ADULT (AGES 25 YEARS AND OLDER) HIGHEST LEVEL OF EDUCATIONAL ATTAINMENT⁶

● BACHELOR'S DEGREE OR HIGHER



Research supports ties between the educational attainment of a parent and the future success of their children, as higher levels of education allow parents to build financial stability and maintain healthier households, supporting the circumstances that allow children to thrive.⁷





ADULT (AGES 25 YEARS AND OLDER) HIGHEST LEVEL OF EDUCATIONAL ATTAINMENT⁸

	2014	2015	2016	2017	2018
Attainment Level					
Less than 9th Grade	12.3%	11.7%	13.0%	11.6%	9.9%
9th to 12th Grade, No Diploma	9.3%	11.1%	10.6%	9.2%	9.9%
High School Graduate (Includes Equivalency)	27.3%	28.5%	27.5%	30.1%	31.0%
Some College, No Degree	26.0%	24.8%	24.7%	24.6%	25.0%
Associate's Degree	8.0%	7.4%	7.9%	7.0%	7.7%
Bachelor's Degree	11.4%	10.9%	11.2%	12.0%	11.4%
Graduate or Professional Degree	5.6%	5.5%	5.0%	5.5%	5.2%

Note: Percentages may not add up to 100 due to rounding.

HIGH SCHOOL COMPLETION is both a pre-requisite for college as well as an important indicator for future career readiness. Youth who complete high school are more likely to have better choices and opportunities while in young adulthood, experience better physical and mental health, not engage in criminal activity, not live in poverty, have higher levels of self-esteem, and are ultimately more prepared for future success.⁹