

School Readiness Assessment

Results summary



Upon entering school in the fall, kindergarteners were assessed by their teachers using the Kindergarten Observation Form (KOF), a valid and reliable tool that captures children's social-emotional and cognitive readiness for kindergarten.

It captured children's readiness skills, as well as the factors most strongly associated with kindergarten readiness in the community.

Who participated?

42

Schools

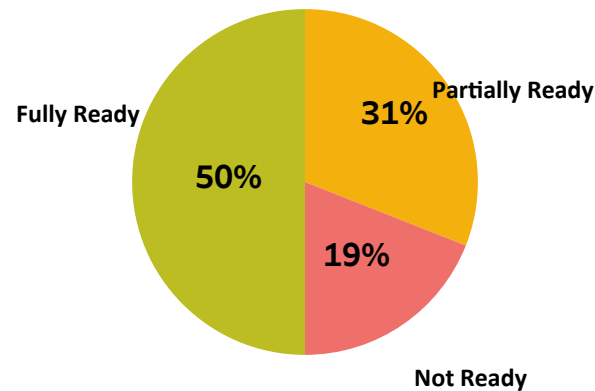
66

Classrooms

1,253

Completed Assessments

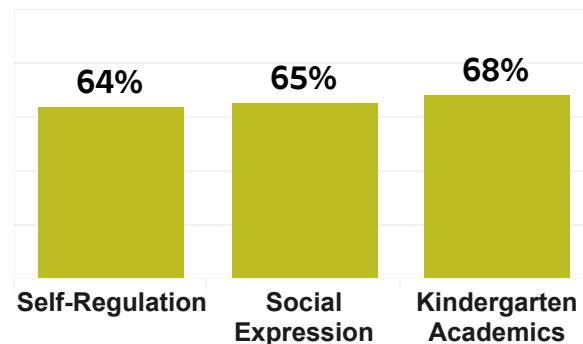
Overall readiness profile



50% were proficient in all building blocks
31% were proficient in 1-2
19% were not proficient in any

The Building Blocks of School Readiness

Children fully ready for kindergarten by building block



School Readiness Assessment

Characteristics and experiences linked to readiness

In addition to child and family demographic characteristics, **school readiness was predicted by several malleable assets**, including early childhood education (ECE) attendance, coming to school well-rested and well-fed, and child resiliency.

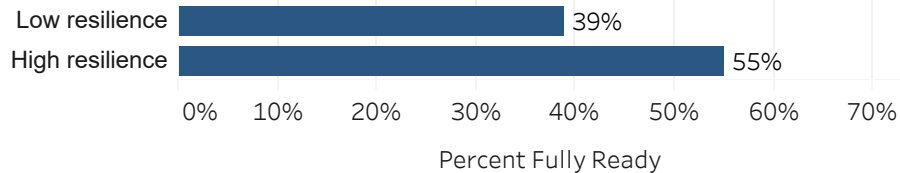
ECE Experience



Health and Well-Being



Child Resiliency



Also, although Latino boys had the lowest readiness scores overall, **the presence of such malleable assets narrowed the readiness gap.**

Percent Fully Ready among Latino Boys, by Number of Assets

